


Use What You Know

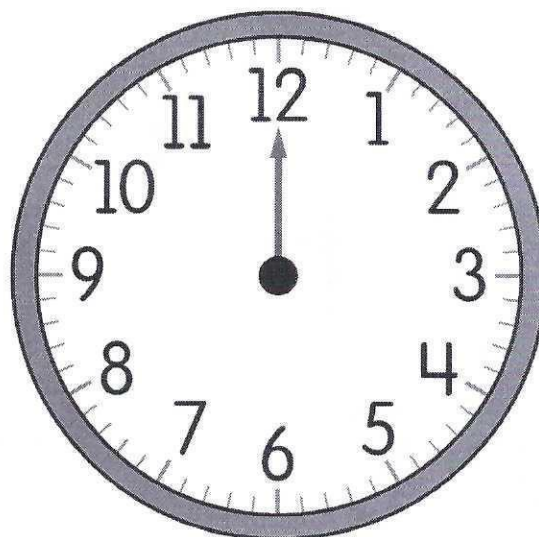
Tell Time

Explore It


Show 4 o'clock.




Show 7 o'clock.



Show 10 o'clock.



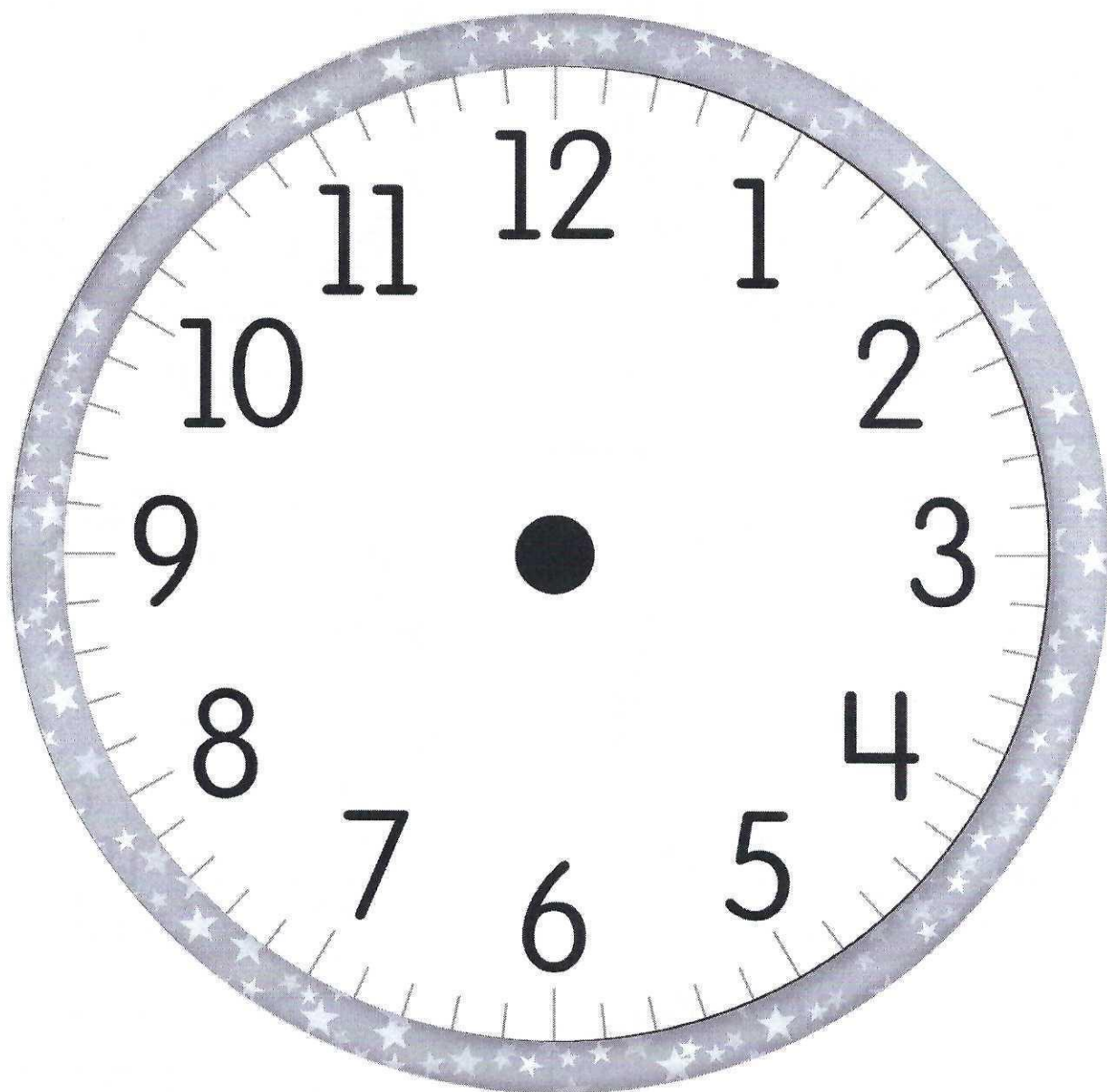
Show 2 o'clock.



Use What You Know

Tell Time

▶▶ Try It



___ o'clock

Explore Together

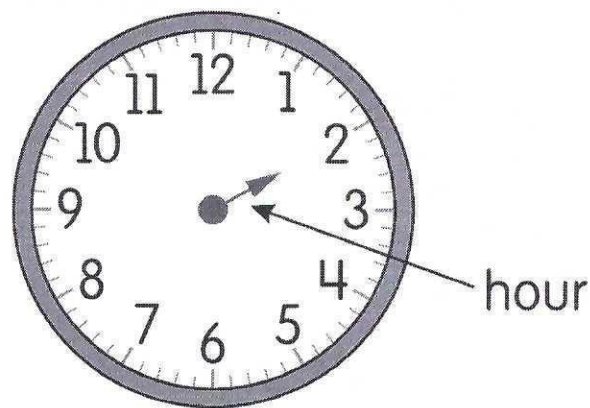
Tell Time

It is 2 o'clock.

Next, it is just past 2 o'clock.

Then it is almost 3 o'clock.

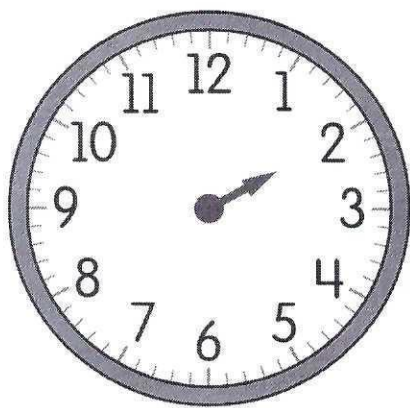
Where is the **hour hand** at each time?



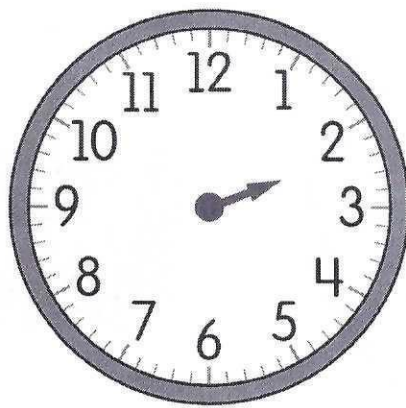
Model It

Show the hour hand.

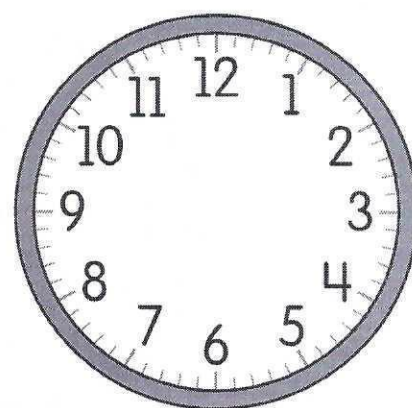
Draw the **hour hand** to show the time.



2 o'clock



just past 2 o'clock




almost 3 o'clock

Learn Together

Tell Time

What time do these clocks show?



Model It

Read the time.

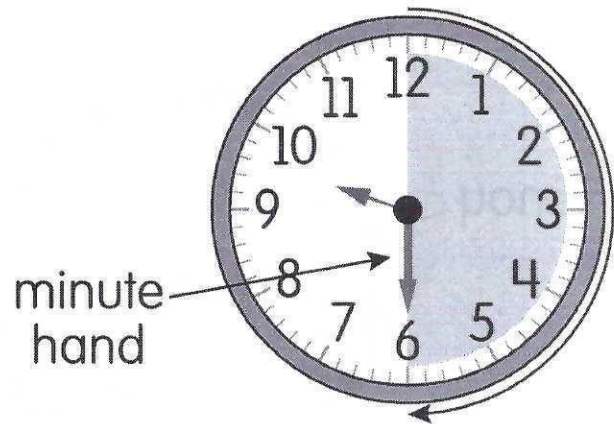
The **minute hand** is halfway around the clock.

The hour hand is halfway between 9 and 10.

It is half past ____.

It is 30 minutes after ____.

It is ____:30,
or nine thirty.



Talk About It


Do you agree? Why or why not?

Buzz says 9:30 is halfway between 9:00 and 10:00.

So, 30 minutes is the same as a half hour.

Practice Together


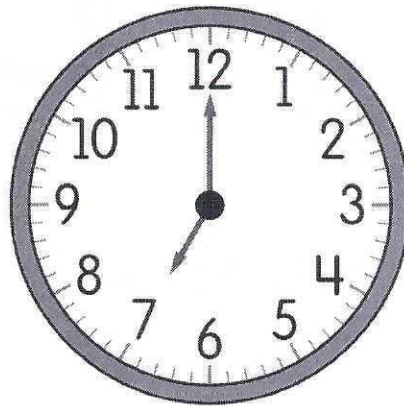
Tell Time



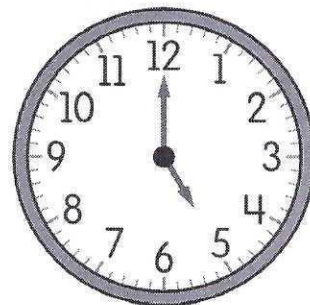
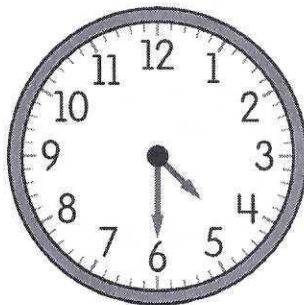

These clocks show the same time.

What time is it?

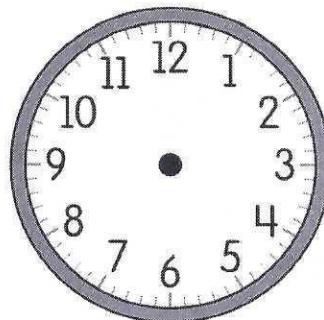

It is 7 o'clock.



1 Circle the clock that shows 4:00.



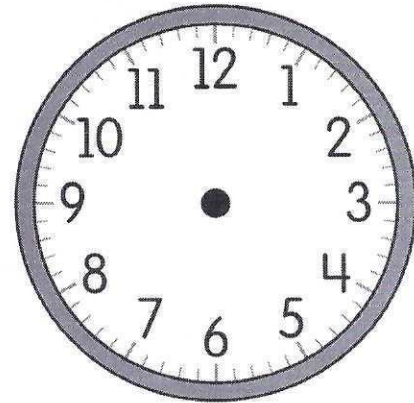

2 It is half past 3. Draw the time on these clocks.



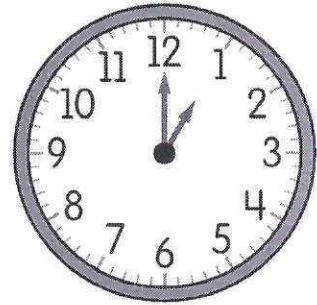
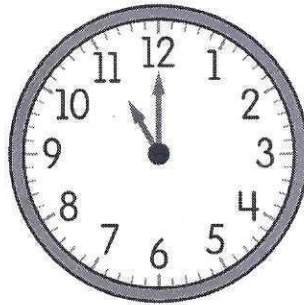

Practice by Myself

Tell Time

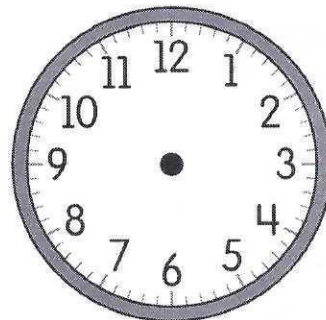
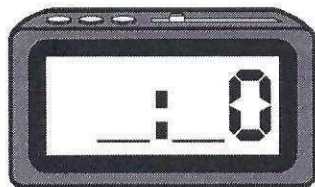
- 3 Read the digital clock.
Draw the hands to
show the time.



- 4 Circle the clock that shows 11:00.




- 5 It is eight thirty. Draw the times on these clocks.



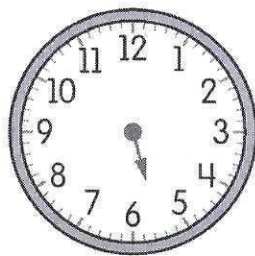
Look at the Example. Then solve.

Example

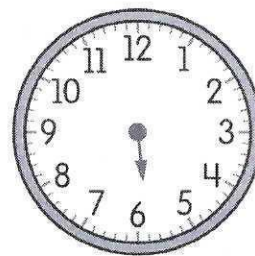
The hour hand on a clock shows the time.



hour hand 5 o'clock

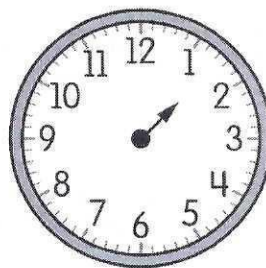
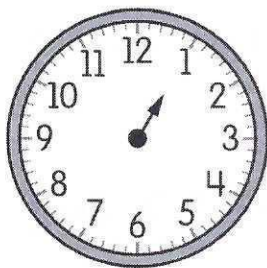
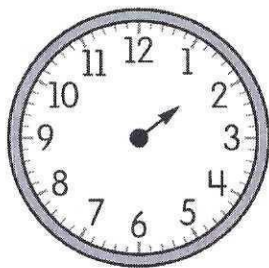


just past 5 o'clock

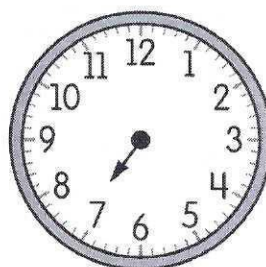
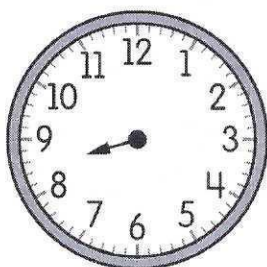
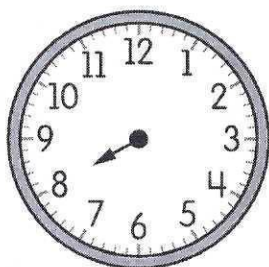


almost 6 o'clock

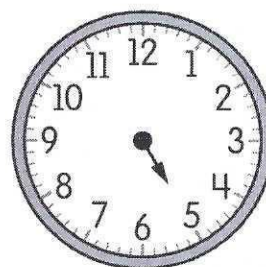
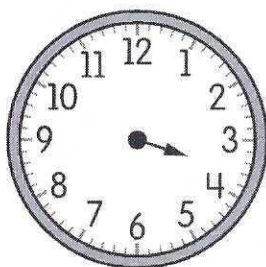

1 Which hour hand shows 1 o'clock? Circle the clock.



2 Which hour hand shows 8 o'clock? Circle the clock.



- 3 Which hour hand shows almost 4 o'clock?
Circle the clock.

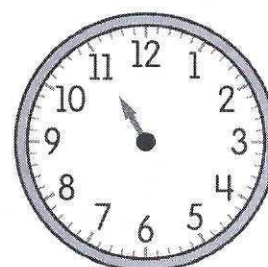
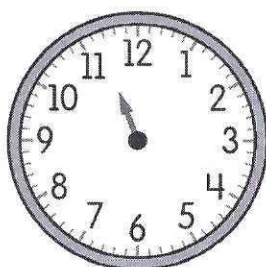
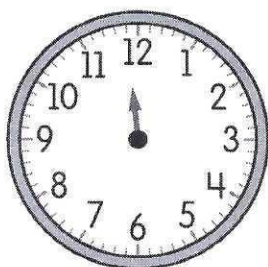


- 4 Draw a line from the time to the clock that shows that time.


11 o'clock

just past 11 o'clock


almost 12 o'clock



- 5 Draw the hour hand to show the times.



9 o'clock



almost 10 o'clock

Name _____

Look at the Example. Then solve.**Example**

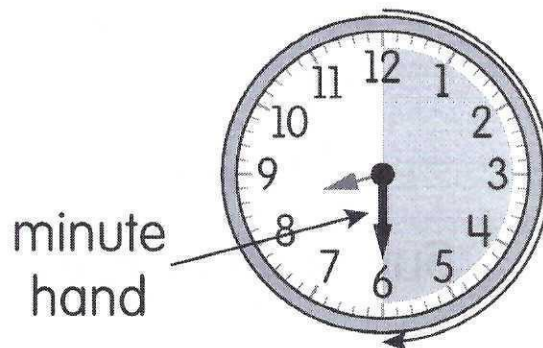
The minute hand is halfway around the clock.

The hour hand is halfway
between 8 and 9.

It is half past 8.

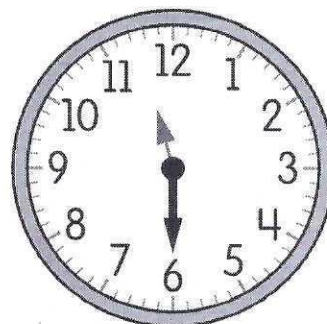
It is 30 minutes after 8.

It is 8:30, or eight thirty.

**1** It is half past _____.

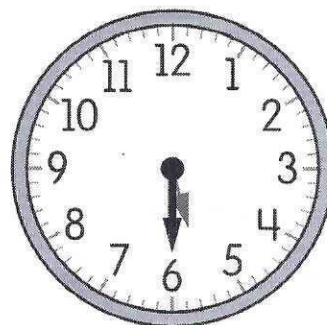
It is 30 minutes after _____.

It is _____:30.

**2** It is 30 minutes after _____.

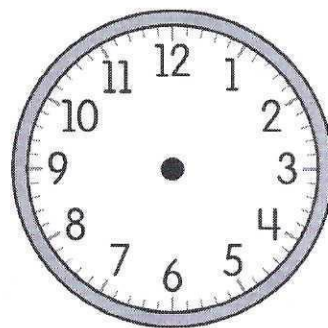
It is half past _____.

It is _____:30.



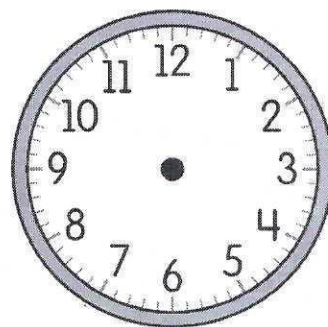
3 It is 12:30.

Draw hands on the clock to show the time.



4 It is half past 2.

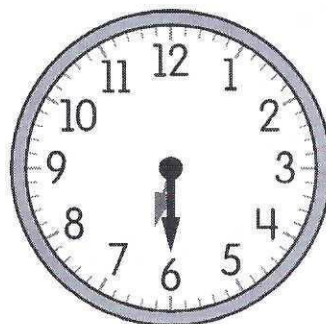
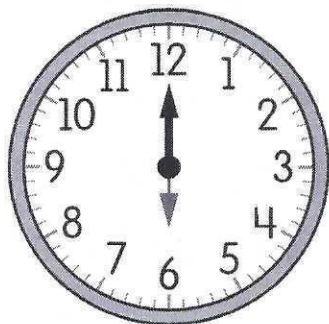
Draw hands on the clock to show the time.



5 How long did it take Jen to eat dinner?

Jen started eating.

Jen finished eating.




It took Jen _____ minutes to eat dinner.

Name _____

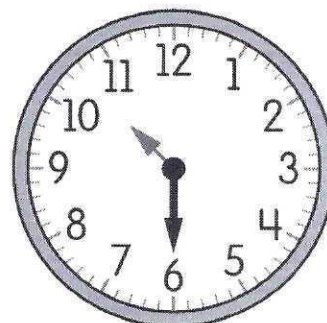
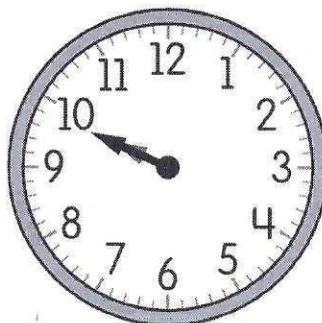
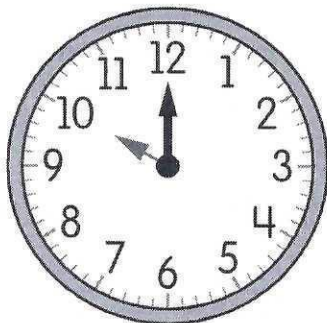
Look at the Example. Then solve.

Example

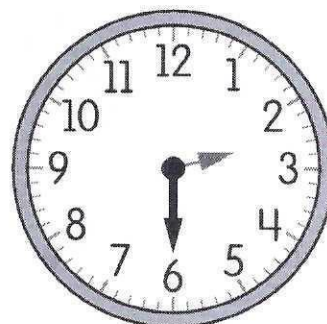
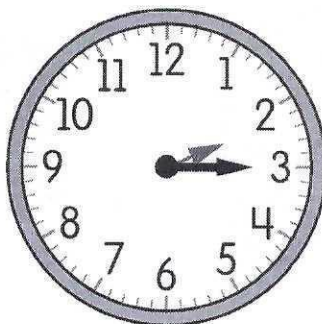

Both clocks show 4:30.



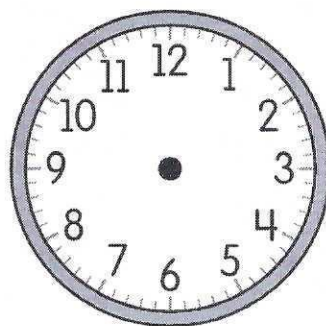

1 Circle the clock that shows 10:00.



2 Circle the clock that shows 2:30.



- 3 It is half past 7. Show the time on these clocks.



- 4 It is half past 1.

It is _____ minutes after _____ o'clock.

- 5 Draw lines to match the clocks that show the same times.

